



ಬೃಹತ್ ಬೆಂಗಳೂರು ಮಹಾನಗರ ಪಾಲಿಕೆ
Bruhat Bengaluru Mahanagara Palike



BBMP COVID-19 WAR ROOM 27.11.2022



OVERVIEW OF COVID-19 IN BENGALURU

CASE TRENDS ACTIVE CASES **1,492**

<u>Confirmed Cases</u>	<u>Recovered Cases</u>	<u>Death Cases</u>
4	0	0
18,76,038 [#]	18,57,556 [#]	16,990 [#]

HOSPITALIZATION **2**

<u>ICU – V</u>	<u>ICU</u>	<u>HDU</u>	<u>General</u>
-	-	-	2

INCLUDES GOVT. QUOTA AND PRIVATE WALK-IN HOSPITALIZATION

VACCINATION **299** 2,04,90,815[#]

<u>First Dose</u>	<u>Second Dose</u>	<u>Precaution Dose</u>
39	73	187
96,79,241 [#]	94,83,381 [#]	13,28,193 [#]

TRIAGING

MTU

0

Tele Triage

4

ACTIVE CZs

0

MCZs (< 5 cases)

0

Clusters (> 5 cases)

0

TESTING **758** 3,19,80,882[#]

<u>Positivity : 2.74%</u>	<u>RAT</u>	<u>RTPCR</u>
<small>*FOR LAST 7 DAYS</small>	109	649

: indicates cumulative numbers till date



ABSTRACT OF COVID-19 SCENARIO IN BENGALURU



	MALE			FEMALE			TRANSGENDER			TOTAL		
	Last 24 Hours	Last 7 Days	Cumulative	Last 24 Hours	Last 7 Days	Cumulative	Last 24 Hours	Last 7 Days	Cumulative	Last 24 Hours	Last 7 Days	Cumulative
Positive Cases	3	97	11,05,528	1	83	7,69,618	0	0	196	4	180	18,76,038
Recovered Cases	0	38	10,93,676	0	47	7,63,786	0	0	187	0	85	18,57,556
Death Cases	0	0	10,760	0	0	6,226	0	0	4	0	0	16,990
Total Tests Done	In Last 24 hrs. : 758			In last 7 days : 7,751			Cumulative : 3,19,80,882					
Vaccine Doses Administered	In Last 24 hrs. : 299			In last 7 days : 1,536			Cumulative : 2,04,90,815					
ACTIVE CASES									1,492			

*Covid deaths occurred today : 00 | Covid deaths occurred beyond last 24hrs., reported today : 00

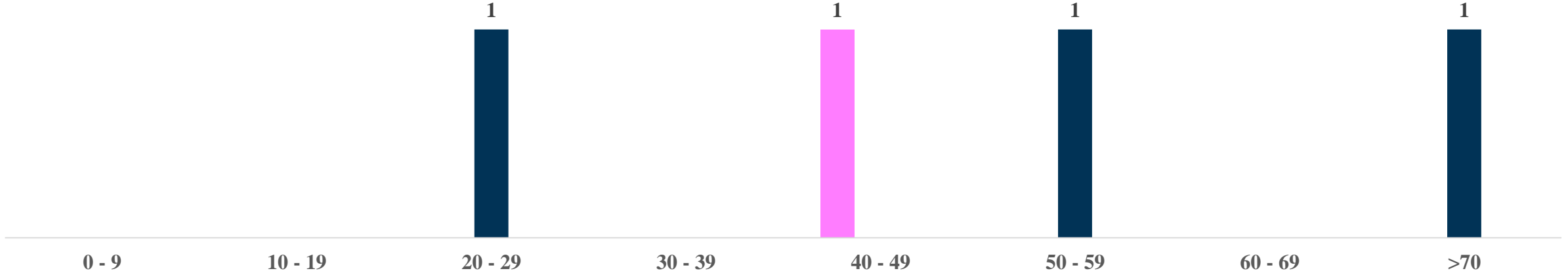


LAST 24 HOURS AGE GROUP AND GENDER WISE DISTRIBUTION



Positive Cases : 4

Female Male Transgender



Recovered Cases : 0

0 - 9 10 - 19 20 - 29 30 - 39 40 - 49 50 - 59 60 - 69 >70

Death Cases : 0

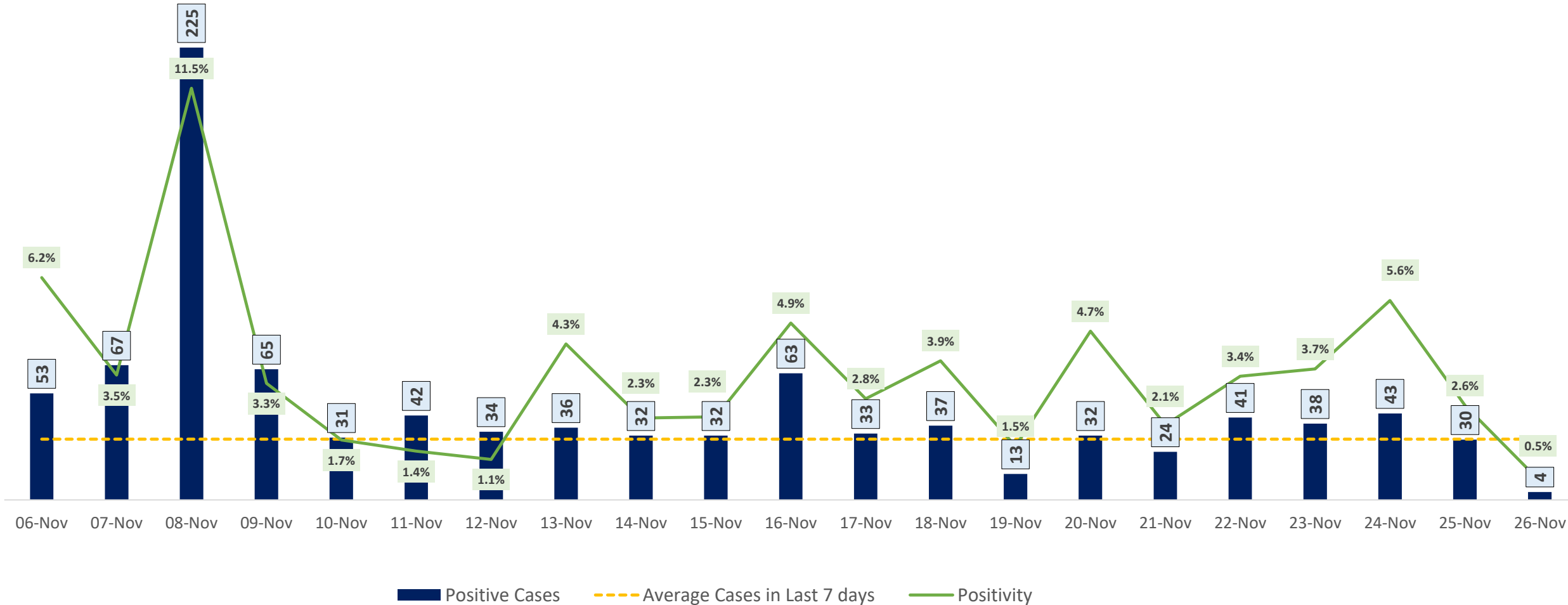
0 to 9 10 to 19 20 to 29 30 to 39 40 to 49 50 to 59 60 to 69 >=70



POSITIVITY RATE OF BENGALURU – LAST 21 DAYS



Average Cases in Last 7 days : 30

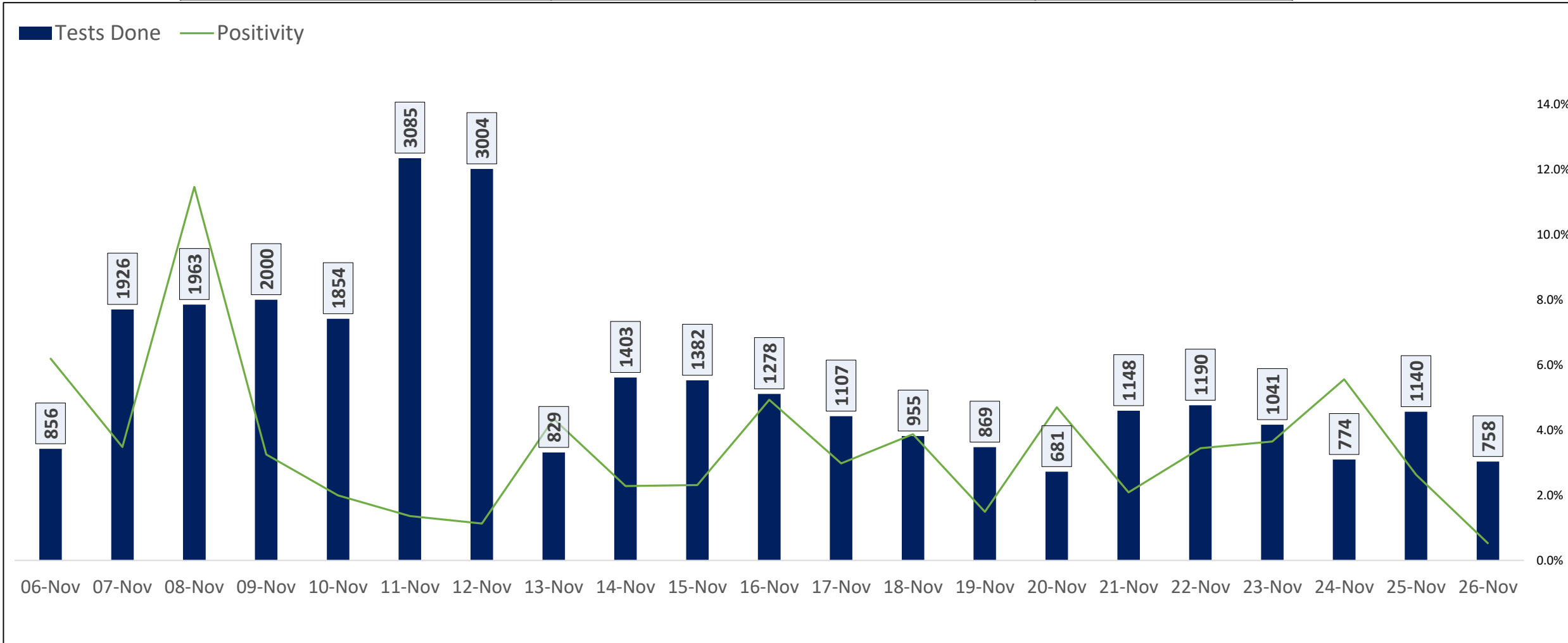




TESTING TRENDS IN BENGALURU

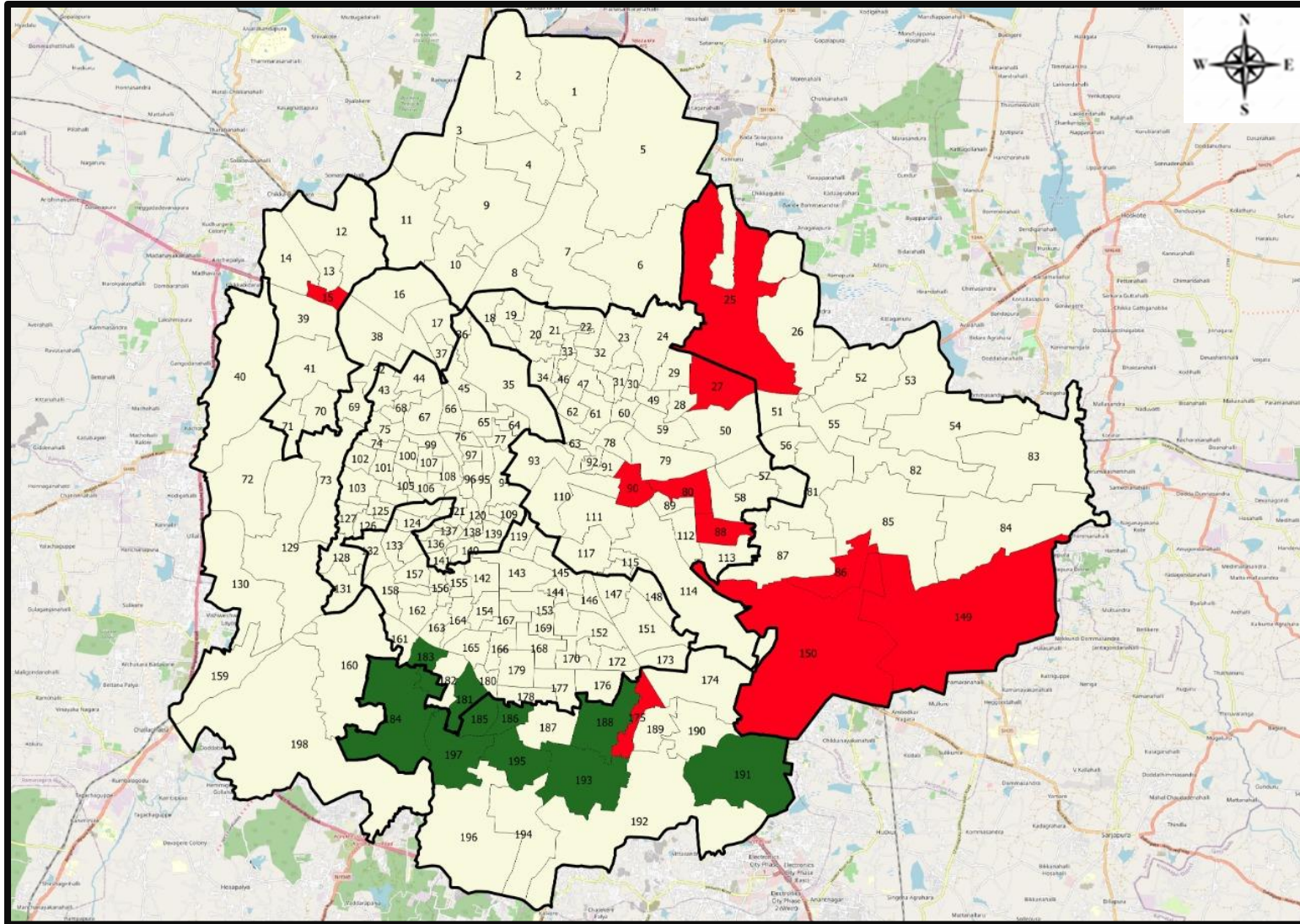


Total Test Conducted Till Date	Test Conducted Last 24 hours	Last 7 Days Average
3,19,80,882	758	1,107





BENGALURU URBAN MAP SHOWING TREND OF POSITIVE CASES IN LAST 7 DAYS



Top 10 wards reporting highest number of positive cases in last 10 days

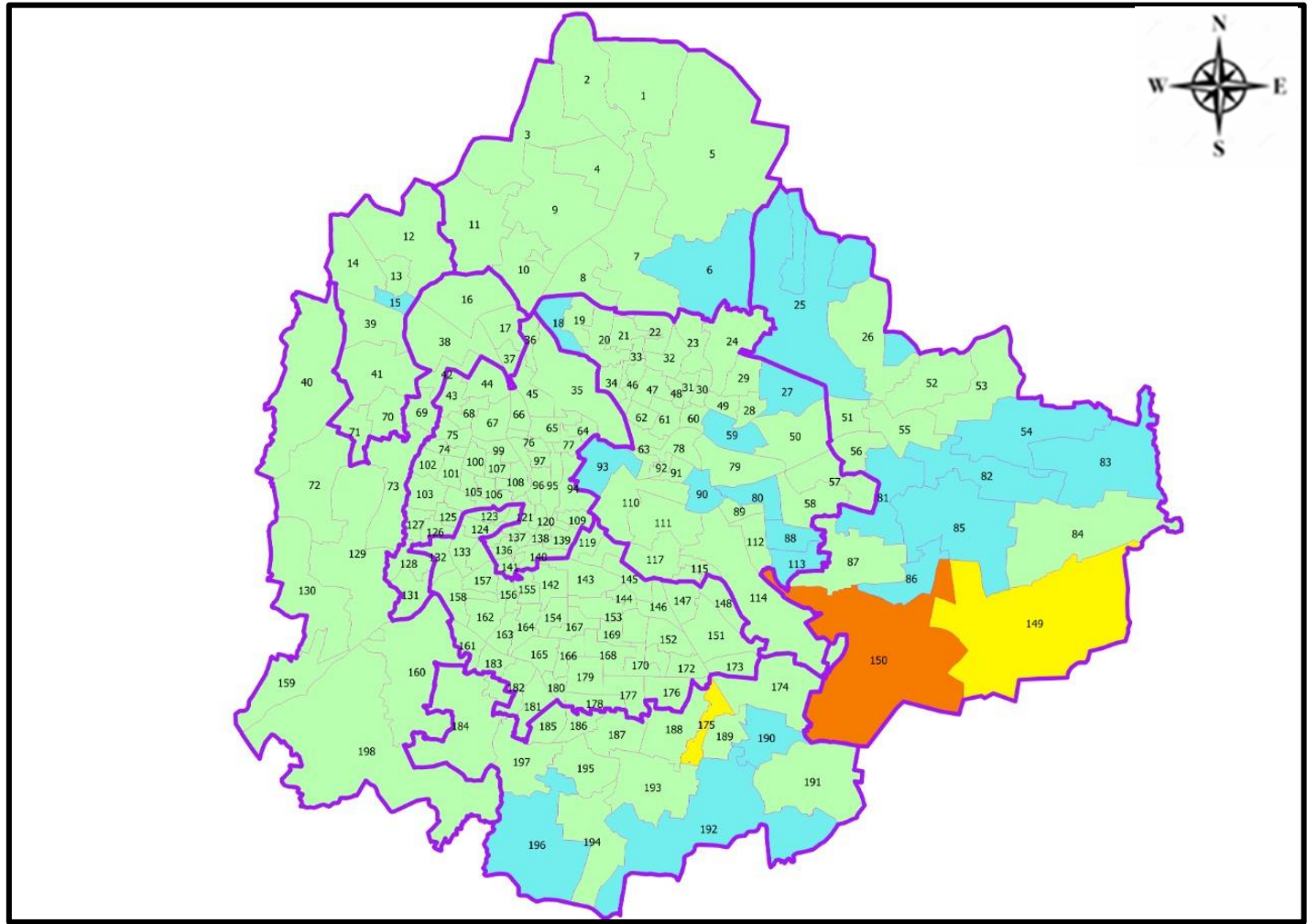
Ward No.	Ward Name	Daily Cases Average
150	Bellanduru	2
149	Varthuru	1
175	Bommanahalli	1
86	Marattahalli	1
88	Jeevanbhima Nagar	1
15	T Dasarahalli	1
25	Horamavu	1
27	Banasavadi	1
80	Hoysala Nagar	1
90	Halsoor	1







Top 10 wards reporting least number of positive cases in last 7 days

Ward No.	Ward Name	Daily Cases Average
197	Vasanthpura	0
195	Konanakunte	0
193	Arakere	0
191	Singasandra	0
188	Bilekhali	0
186	Jaraganahalli	0
185	Yelchenahalli	0
184	Uttarahalli	0
183	Chikkalsandra	0
181	Kumaraswamy Layout	0



BENGALURU MAP SHOWING INTENSITY OF POSITIVE CASES IN LAST 7 DAYS



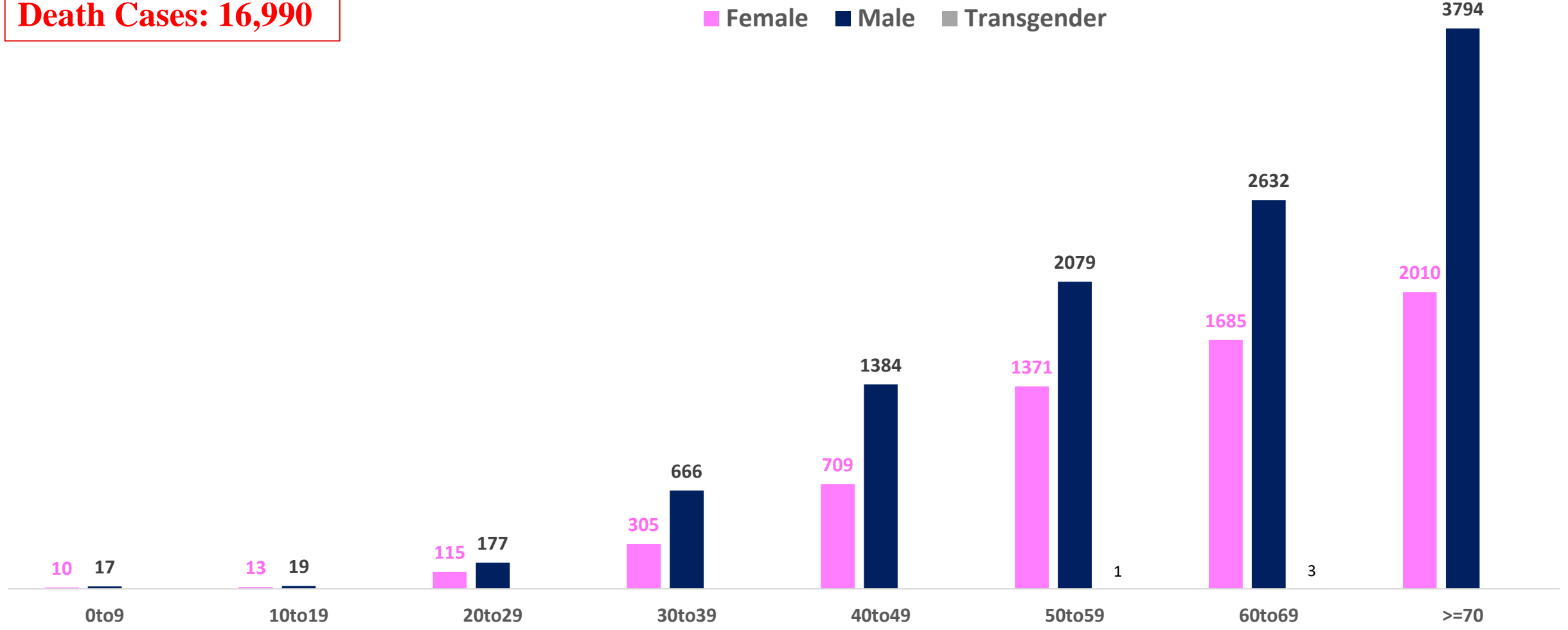
-  **Level 1 : 0 to 2 Cases**
-  **Level 2 : 2 to 5 Cases**
-  **Level 3 : 5 to 10 Cases**
-  **Level 4 : 10 to 25 Cases**
-  **Level 5 : More than 25 Cases**
-  **Zone Boundaries**



AGE AND GENDER WISE DISTRIBUTION OF DEATH CASES



Death Cases: 16,990





COVID-19 SCENARIO IN BENGALURU AND OTHER METROPOLITAN CITIES



CITY NAME	Positive Cases	Active Cases	Recovered	Deceased	Vaccine Doses Administered
New Delhi	20,06,915	30	19,80,368	26,517	3,73,17,328
Bengaluru*	18,76,038	1,492	18,57,556	16,990	2,37,78,980
Mumbai	11,53,936	87	11,34,106	19,743	2,21,34,555
Chennai	7,93,087	41	7,83,975	9,071	1,13,96,462

Source : <https://dashboard.cowin.gov.in/> at 5:00pm (27.11.2022)
Source : <https://www.covid19bharat.org/> at 5:00pm (27.11.2022)

*includes BBMP & Bengaluru Urban



SNAPSHOT OF COVID-19 CASES IN BENGALURU URBAN



**Total Wards With
< = 5 Cases* :
193**

**Tests Conducted
on 26.11.2022:
758**

**Recovery
Rate*:
99.01%**

**Total
Active Cases :
1,492**

**Total Vaccinated
on 26.11.2022:
299**





**Positivity
Rate* :
2.74%**

**Active
Rate*:
0.08%**

**Case
Fatality Rate* :
0.00%**

*Total positive cases In the past 7 days

*CFR and positivity is for Past 7 days

Download BBMP Bulletin	https://apps.bbmpgov.in/covid19/mediabulletin.php
To register for vaccination :	https://selfregistration.cowin.gov.in/
BBMP COVID19 Dashboard:	https://apps.bbmpgov.in/covid19/
Follow us on:	 www.facebook.com/bbmp.comm1/
	 twitter.com/BBMPCOMM
	  BBMPSplHealth

Issued by:

Honorable Chief Commissioner, BBMP
Special Commissioner Health & IT, BBMP
MD, Bengaluru Smart City Limited

THANK YOU !



Please practice social distancing



Avoid shaking hands, high fives, and hugs



Please wear a mask



Remember to wash your hands